



**DIGITAL DERMATOSCOPE**

# **DE300 User Manual**



**THANK YOU FOR SELECTING A FIREFLY DERMATOSCOPE**

**To take full advantage of this product's advanced capabilities,  
and to properly and safely use this product, please read the manual carefully.**

Manufactured by FIREFLY GLOBAL – 464 COMMON ST, #281, BELMONT, MA 02478, USA

Copyright 2020 by Firefly Global. All rights are reserved. No one is permitted to reproduce or duplicate, in any form, this manual or any part thereof without permission from Firefly Global ([www.fireflyglobal.com](http://www.fireflyglobal.com)).

Firefly Global assumes no responsibility for any injury, or for any illegal or improper use of the product, that may result from failure to use this product in accordance with the instructions, cautions, warnings, or indications for use published in this manual.

Software in this product is copyright of Firefly Global and its vendors. All rights are reserved. The software is protected by U.S. and international copyright laws and international treaty provisions applicable worldwide. Under such laws, the licensee is entitled to use the copy of the software incorporated with this instrument as intended in the operation of the product in which it is embedded. The software may not be copied, decompiled, reverse-engineered, disassembled or otherwise reduced to human-perceivable form. This is not a sale of the software or any copy of the software; all rights, title, and ownership of the software remain with Firefly and/or its vendors.

Caution: Changes or modifications not expressly approved by Firefly Global will void the purchaser's authority to operate the equipment and its warranty.



MDSS GmbH  
Schiffgraben 41  
30175 Hannover, Germany



Tested To Comply  
With FCC Standards  
For Home or Office Use

# Table of Contents

---

<b>Introduction</b> .....	<b>4</b>
Warning .....	5
Caution .....	5
<b>Check List</b> .....	<b>7</b>
<b>Nomenclature</b> .....	<b>8</b>
Setting up the Software Application: .....	9
Connect to PC: .....	9
Power the Device On: .....	10
Recommended holding position:.....	10
High-Zoom Use:.....	11
Focus:.....	11
Brightness Adjustment: .....	12
Using the Image Capture Control: .....	12
Using the Polarizer: .....	13
Standby and Remove device: .....	13
<b>Maintenance and service</b> .....	<b>14</b>
Cleaning recommendation: .....	14
Recycling the system components:.....	14
<b>Service policy</b> .....	<b>15</b>
<b>Specifications</b> .....	<b>16</b>
<b>Limited Warranty</b> .....	<b>17</b>
<b>Troubleshooting</b> .....	<b>20</b>

## INTRODUCTION

The Firefly Dermatoscope System consists of a digital Dermatoscope, software application and a USB cable. Only a computer equipped with a free USB port is needed to use the system.

The Firefly Dermatoscope System is designed for effective operation under a variety of conditions and typical video parameters are set at the factory.

The System is equipped with an integrated polarizer ring. Rotating the ring enables multiple degrees of polarization for dermoscopy applications. The System is also equipped with a fine focus wheel which enables crystal clear images at very high degrees of magnification.

## System Requirements

The Firefly Dermatoscope System requires a user PC system running Windows 7 or later operating system, a viewing screen, and a PC with an available USB 1.1 or 2.0 port.

## Intended use

The Firefly Dermatoscope System is intended to allow inspection of the skin and hair under magnification.

## User Profile

The Firefly Dermatoscope System is intended for applications such as:

- Medical examinations
- Veterinary examinations
- Medical and Science Education
- Telemedicine

## Warranty Registration

Register your Firefly device at <http://www.fireflyglobal.com/warranty-registration/> within two weeks of your purchase and maintain your original receipt.

## Product Support

Please visit the FAQ section of our website at <http://www.fireflyglobal.com> for the latest troubleshooting information and additional support. You can also contact us at [support@fireflyglobal.com](mailto:support@fireflyglobal.com) Monday through Friday 9:30 AM to 5:30 PM Eastern Time.

## WARNINGS & CAUTIONS

---

Please familiarize all operating personnel with the general safety information in this summary. Specific warnings and cautions are also found throughout this manual.

### Warning



A warning statement in this manual identifies a condition or practice which if not corrected or discontinued immediately, could lead to injury, illness, or death.

- Do not use in the presence of flammable anesthetics.
- This product has no user serviceable/replaceable parts. Please refer all service to authorized service personnel.
- This instrument is not intended to be used in the eye.

### Caution



A caution statement in this manual identifies condition or practice, which if not corrected or discontinued immediately, could lead to equipment failure, equipment damage, or data loss.

- In order to obtain optimum performance and ensure patient safety, thoroughly read this manual.
- Do not use the Firefly Dermatoscope if you notice any signs of damage to the components of the system. Contact customer service for immediate assistance.
- Do not attempt to disinfect the Firefly Dermatoscope System using glutaraldehyde products, ethylene oxide gas, steam or any other liquid or gas disinfectant.
- The signal output (USB Port) connector is intended for connection of only devices complying with IEC 60601-1, or other IEC standards (for example, IEC 60950), as appropriate to the device. Connecting additional devices to the Firefly Dermatoscope System is not allowed.

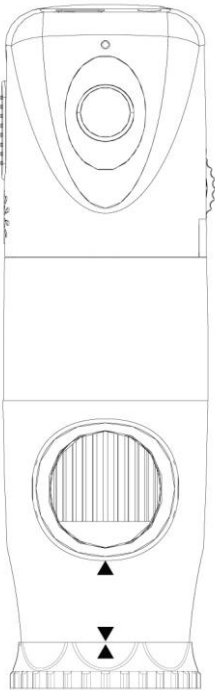


- This product complies with current required standards for electromagnetic interference and should not present problems to other equipment or be affected by other devices. As a precaution, avoid using this device in close proximity to other equipment.
- Do not apply alcohol, chemicals, or water to the lens. Any liquids entering the optical assembly will damage internal components.

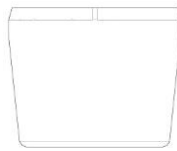
# CHECK LIST

---

Before starting, check that all the following items have been included with your product. If anything is missing, contact your dealer.



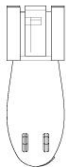
Dermatoscope



Scope Spacer



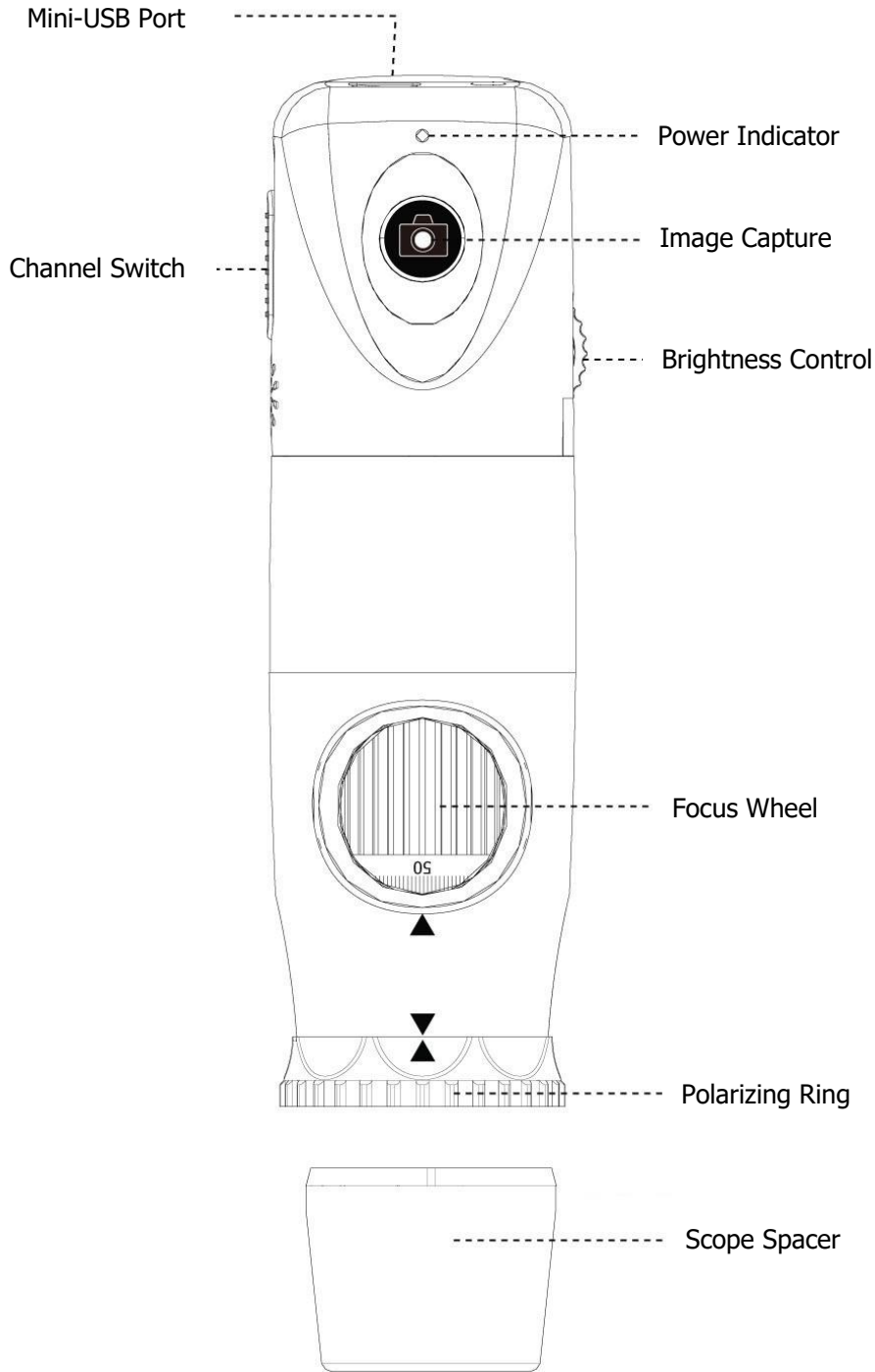
USB Cable



Clip

·  
·  
·

# NOMENCLATURE





## OPERATION

To obtain a clear image, please grip the Firefly Dermatoscope; remain still and avoid vibration as much as possible during observation.

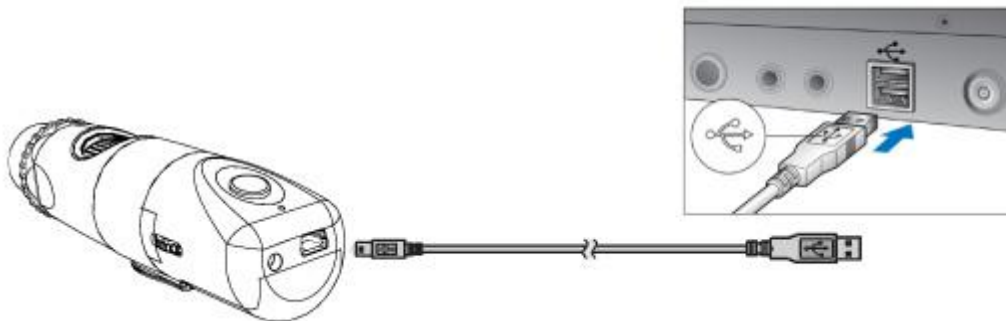
### Setting up the Software Application:

Prior to using the Firefly Oscope for the first time, download the FireflyPro software from the Firefly website at the following link: [www.fireflyglobal.com/downloads](http://www.fireflyglobal.com/downloads)

Install the FireflyPro software, following the instructions on the website. Versions are available for both Windows and Mac platforms. The software is self-explanatory and easy to use.

### Connect to PC:

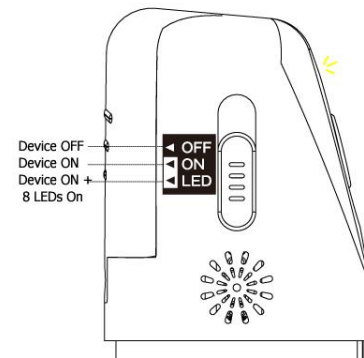
Connect the Firefly Dermatoscope to the PC's USB port



## Power the Device On:

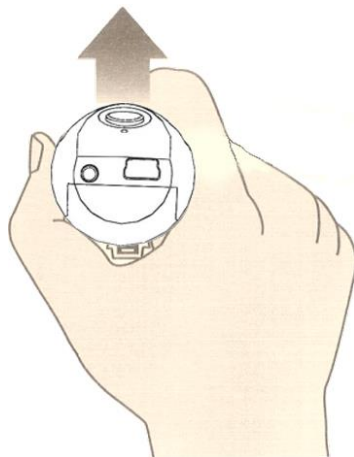
Towards the rear of the device, a switch allows the user to power the device ON and to activate the LEDs.

- OFF: Switch off the device
- ON: Switch the device ON
- LED: Switch the device On and enable 8 LEDs for maximum illumination



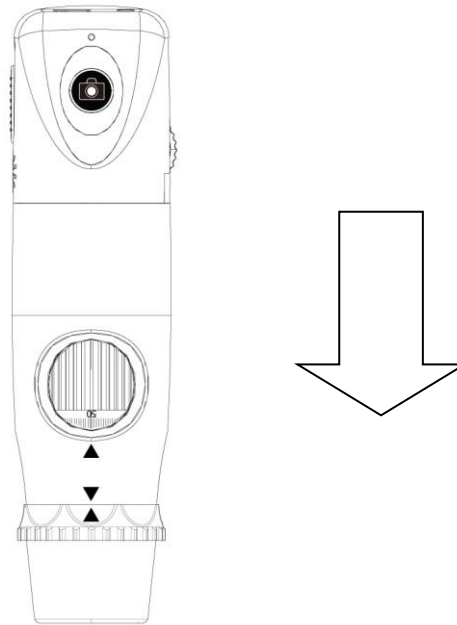
## Recommended holding position:

It is suggested to hold the dermatoscope, transparent cover forward, with the thumb held on the equipment. This holding position offers relative stability and allows lens control. The index finger is still free to rotate and adjust the focus wheel (as shown).



## High-Zoom Use:

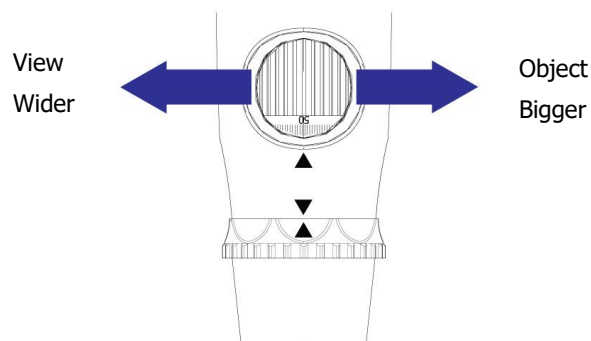
When there is a need for high zoom, maintaining body stability becomes more paramount. In such instances, it is suggested that the digital dermatoscope focus wheel opening should be placed towards the user, and the transparent cover vertically downward. This enables easy access to the focus wheel and a very stable position. (Shown below)



Device vertically downward (stable observation)

## Focus:

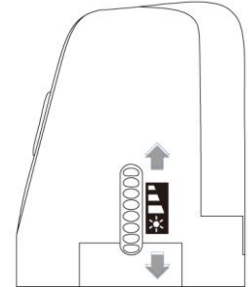
Based on the relative height of the observed object, the focus wheel can be turned for a clear image. When a higher magnification is required, the focus wheel can be turned to the left (see below). If a larger field of view is required, the dermatoscope can be moved farther away and the wheel turned to the right.



## Brightness Adjustment:

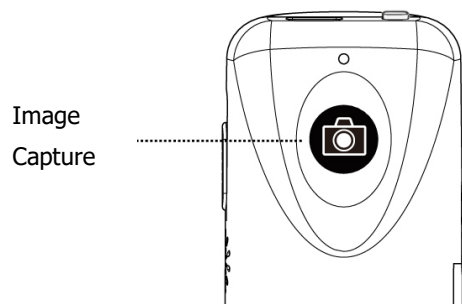
On left rear side of the dermatoscope, a knob allows the user to control the brightness of the LEDs:

- ◆ Backward Turn: Decrease Brightness
- ◆ Forward Turn: Increase Brightness



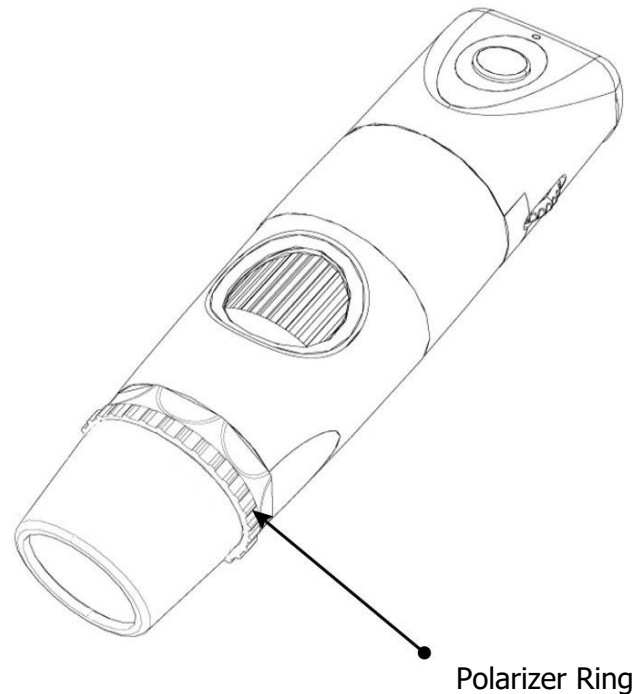
## Using the Image Capture Control:

Press and release the Capture button to capture image frames. The system will generate a shutter sound from the PC speaker as confirmation.



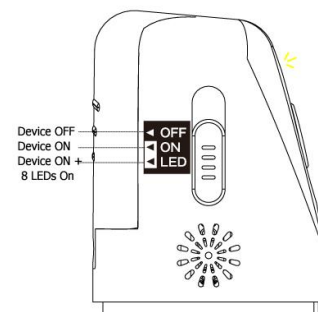
## Using the Polarizer:

The DE300 is equipped with an integrated polarizer feature. To activate polarization, turn the black ring behind the nose extender. Multiple degrees of polarization may be achieved by gradually turning the polarizer ring from 0degrees to 360degrees.



## Standby and Remove device:

To temporarily turn off or remove the device, slide the power button to the "OFF" position. Exit the FireflyPro software application. Next, unplug the USB cable to remove the device.



## MAINTENANCE AND SERVICE

---

### Cleaning recommendation:



**CAUTION** Do not apply alcohol, chemicals, or water to the lens. Any liquids entering the optical assembly will damage internal components. Use a dry cloth to clean the Digital Firefly Dermatoscope System on a weekly basis.

### Recycling the system components:

#### Within the EU



Do not dispose of this product as unsorted municipal refuse. Submit for separate collection as specified by Directive 2002/96/EC of the European Parliament and the Council of the European Union on Waste Electronic and Electrical Equipment (WEEE).

If this product is contaminated, this directive does not apply. For more specific disposal information contact Customer Service.

#### Outside the EU



When the product and its components reach end of life, recycle the product according to national, state, and local regulations.

## SERVICE POLICY

All repairs on products under warranty must be performed or approved by Firefly or its authorized resellers. Unauthorized repairs will void the warranty. In addition, whether or not covered under warranty, any product repair shall exclusively be performed by Firefly-certified service personnel.

If the product fails to function properly — or if you need assistance, service, or spare parts — contact your Firefly reseller.

Before contacting your reseller, try to duplicate the problem and check all accessories to ensure that they are not causing the problem. When calling, please be prepared to provide:

- Product name and model number and complete description of the problem.
- Serial number of your product (if applicable).
- Complete name, address and phone number of your facility.
- For out-of-warranty repairs or spare parts orders, a purchase order (or credit card) number.
- For parts orders, the required spare or replacement part numbers.

If your product requires warranty, extended warranty, or non-warranty repair service, please contact your Firefly reseller. A customer service representative will assist you in troubleshooting the problem and will make every effort to solve it over the phone, avoiding potential unnecessary returns. In case a return cannot be avoided, the representative will record all necessary information and will provide a Return Authorization number, as well as the appropriate shipping address. The Return Authorization number must be obtained prior to any return.

If you have to return your product for service, follow these recommended packing instructions:

- Disconnect all hoses, cables, sensors, power cords, and ancillary products (as appropriate) before packing, unless you suspect they are associated with the problem.
- Wherever possible use the original shipping carton and packing materials.
- Include a packing list and the Return Authorization number.

It is recommended that all returned goods be insured. Claims for loss or damage to the product are the responsibility of the sender.

## SPECIFICATIONS

Item	Specification
Weight	Approximately 100 g (0.22 lb)
Dimensions (approximate)	Length: 13.0 cm (5.2 inches) Height: 3.6 cm (1.5 inches) Width: 4.0 cm (1.6 inches)
Power	USB 5VDC, 150mA
Protection against ingress of water	IPXØ
<b>Operating conditions</b>	
Temperature	+10°C to +40° C (+50°F to +104°F)
Relative humidity	30% to 75% noncondensing
Altitude	700 to 1060 hPa
<b>Shipping and storage conditions</b>	
Temperature	-20°C to +49°C (-4°F to +120°F)
Relative humidity	95% noncondensing max.
Safety Compliance	FCC, CE and RoHS compliant
Patent	Patent Pending



## LIMITED WARRANTY

### Limited Hardware Warranty (through distributors & resellers)

Firefly Global hardware products come with a 1-year limited hardware warranty. The warranty is extended through Firefly Global authorized representatives and resellers. If you have a warranty claim, please contact the store, distributor, or website through which the product was purchased.

Register your Firefly device at <http://www.fireflyglobal.com/warranty-registration/> within two weeks of your purchase and maintain your original receipt.

### What is covered by this limited hardware warranty?

This limited hardware warranty covers defects in materials and workmanship in your Firefly Global hardware products.

### What is not covered by this limited hardware warranty?

This limited hardware warranty does not cover:

- Software, including the operating system and software added to or bundled with the Firefly Global hardware products
- Problems that result from:
  - External causes such as accident, abuse, misuse, or problems with electrical power
  - Servicing not authorized by Firefly Global
  - Usage that is not in accordance with product instructions
  - Failure to follow the product instructions
  - Problems caused by using accessories, parts, or components not supplied by Firefly Global
- Products with missing or altered serial numbers
- Products for which Firefly Global or its distributors have not received payment
- Normal wear and tear

THIS WARRANTY GIVES YOU SPECIFIC LEGAL RIGHTS, AND YOU MAY ALSO HAVE OTHER RIGHTS WHICH VARY FROM STATE TO STATE (OR JURISDICTION TO JURISDICTION). FIREFLY GLOBAL'S RESPONSIBILITY FOR MALFUNCTIONS AND DEFECTS IN HARDWARE IS LIMITED TO REPAIR AND REPLACEMENT AS SET FORTH IN THIS WARRANTY STATEMENT. ALL EXPRESS AND IMPLIED WARRANTIES FOR THE PRODUCT, INCLUDING BUT NOT LIMITED TO ANY IMPLIED WARRANTIES AND

CONDITIONS OF MERCHANTABILITY AND FITNESS FOR A PARTICULAR PURPOSE, ARE LIMITED IN TIME TO THE TERM OF THE LIMITED WARRANTY PERIOD REFLECTED ON YOUR PACKING SLIP OR INVOICE. NO WARRANTIES, WHETHER EXPRESS OR IMPLIED, WILL APPLY AFTER THE LIMITED WARRANTY PERIOD HAS EXPIRED. SOME STATES DO NOT ALLOW LIMITATIONS ON HOW LONG AN IMPLIED WARRANTY LASTS, SO THIS LIMITATION MAY NOT APPLY TO YOU.

WE DO NOT ACCEPT LIABILITY BEYOND THE REMEDIES PROVIDED FOR IN THIS LIMITED HARDWARE WARRANTY OR FOR CONSEQUENTIAL OR INCIDENTAL DAMAGES, INCLUDING, WITHOUT LIMITATION, ANY LIABILITY FOR THIRD-PARTY CLAIMS AGAINST YOU FOR DAMAGES, FOR PRODUCTS NOT BEING AVAILABLE FOR USE, OR FOR LOST DATA OR LOST SOFTWARE. OUR LIABILITY WILL BE NO MORE THAN THE AMOUNT YOU PAID FOR THE PRODUCT THAT IS THE SUBJECT OF A CLAIM. THIS IS THE MAXIMUM AMOUNT FOR WHICH WE ARE RESPONSIBLE.

### **How long does this limited hardware warranty last?**

The limited hardware warranty on all Firefly Global products begins on the date of the packing slip, invoice, or receipt. The warranty period is not extended if a warranted product or any parts are repaired or replaced. Firefly Global may change the availability of limited hardware warranties, at its discretion, but any changes will not be retroactive.

### **What do I do if I need warranty service?**

Before the warranty expires, please contact the store, distributor, or website through which the product was purchased.

### **What will Firefly Global do?**

Firefly Global or its authorized representative or reseller will repair any Firefly Global hardware products returned that prove to be defective in materials or workmanship. If Firefly Global or its authorized representatives are not able to repair the product, we will replace it with a comparable product that is new or refurbished.

When you contact our authorized representatives or resellers via phone or email, they will issue a Return Material Authorization Number for you to include with your return. You must return the products in their original or equivalent packaging, prepay shipping charges, and insure the shipment or accept the risk if the product is lost or damaged in shipment. The repaired or replacement products will be returned to you. The reseller or authorized representative will pay to ship the repaired or replaced products to you if you use a delivery address in the country where the reseller is located. Otherwise, the product will be shipped to you freight collect.

If it is determined that the problem is not covered under this warranty, you will be notified and informed of service alternatives that are available to you on a fee basis.

**How will you fix my product?**

We use new and refurbished parts made by various manufacturers in performing warranty repairs and in building replacement parts and systems. Refurbished parts and systems are parts or systems that have been returned to Firefly Global, some of which were never used by a customer. All parts and systems are inspected and tested for quality. Replacement parts and systems are covered for the remaining period of the limited hardware warranty for the product you bought. Firefly Global owns all parts removed from repaired products.

**May I transfer the limited hardware warranty?**

Limited hardware warranties are not transferable.

## TROUBLESHOOTING

---

Please visit the FAQ section of our website for the latest troubleshooting information and additional support. <http://www.fireflyglobal.com/>

You can also contact us at [support@fireflyglobal.com](mailto:support@fireflyglobal.com) Monday through Friday 9:30 AM to 5:30 PM Eastern Time.

**Thank you for choosing Firefly.**



[www.fireflyglobal.com](http://www.fireflyglobal.com)